



### Main

Range of product	Advantys Telefast ABE7
Product or component type	Passive discrete I/O sub-base
Sub-base type	I/O sub-base
[Us] rated supply voltage	19...30 V conforming to IEC 61131-2
Number of channels	16
Number of terminal per channel	1
Connections - terminals	Screw type terminals, clamping capacity: 1 x 0.09...1 x 1.5 mm <sup>2</sup> AWG 28...AWG 16 flexible with cable end Screw type terminals, clamping capacity: 1 x 0.14...1 x 2.5 mm <sup>2</sup> AWG 26...AWG 12 solid Screw type terminals, clamping capacity: 1 x 0.14...1 x 2.5 mm <sup>2</sup> AWG 26...AWG 14 flexible without cable end Screw type terminals, clamping capacity: 2 x 0.09...2 x 0.75 mm <sup>2</sup> AWG 28...AWG 20 flexible with cable end Screw type terminals, clamping capacity: 2 x 0.2...2 x 2.5 mm <sup>2</sup> AWG 24...AWG 14 solid

### Complementary

Supply circuit type	DC
Number of horizontal rows	1
Status LED	1 LED per channel, green for channel status 1 LED, green for power ON
Polarity distribution	No
Short-circuit protection	2 A internal fuse, 5 x 20 mm, fast blow (PLC end)
Connector type	HE-10
Pin number	20 pins
Fixing mode	By clips on 35 mm symmetrical DIN rail By screws on solid plate with fixing kit
Supply current	<= 1.8 A
Current per channel	<= 0.5 A
Current per output common	<= 1.8 A
Voltage drop on power supply fuse	0.3 V

[Ui] rated insulation voltage	2000 V
Installation category	II conforming to IEC 60664-1
Tightening torque	0.6 N.m (with flat Ø 3.5 mm)
Width	125 mm
Product weight	0.274 kg

## Environment

Product certifications	BV CSA DNV GL LROS (Lloyds register of shipping) UL
IP degree of protection	IP2x conforming to IEC 60529
Resistance to incandescent wire	750 °C conforming to IEC 60695-2-11
Shock resistance	15 gn for 11 ms conforming to IEC 60068-2-27
Vibration resistance	2 gn (f = 10...150 Hz) conforming to IEC 60068-2-6
Resistance to electrostatic discharge	4 kV (contact) conforming to IEC 61000-4-2 level 3 8 kV (air) conforming to IEC 61000-4-2 level 3
Resistance to radiated fields	10 V/m (26000000...1000000000 Hz) conforming to IEC 61000-4-3 level 3
Resistance to fast transients	2 kV conforming to IEC 61000-4-4 level 3
Ambient air temperature for operation	-5...60 °C conforming to IEC 61131-2
Ambient air temperature for storage	-40...80 °C conforming to IEC 61131-2
Pollution degree	2 conforming to IEC 60664-1

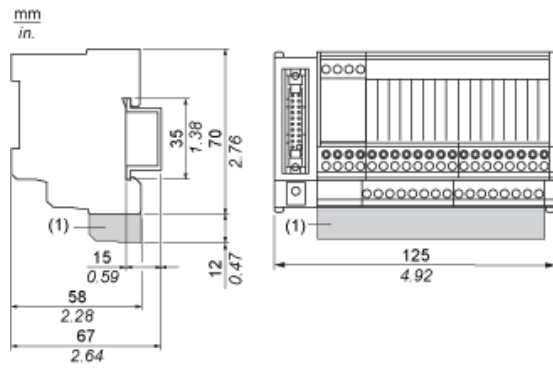
## Offer Sustainability

Sustainable offer status	Green Premium product
RoHS (date code: YYWW)	Compliant - since 0841 - Schneider Electric declaration of conformity <a href="#">Schneider Electric declaration of conformity</a>
REACH	Reference not containing SVHC above the threshold <a href="#">Reference not containing SVHC above the threshold</a>
Product environmental profile	Available <a href="#">Product environmental</a>
Product end of life instructions	Available <a href="#">End of life manual</a>

## Contractual warranty

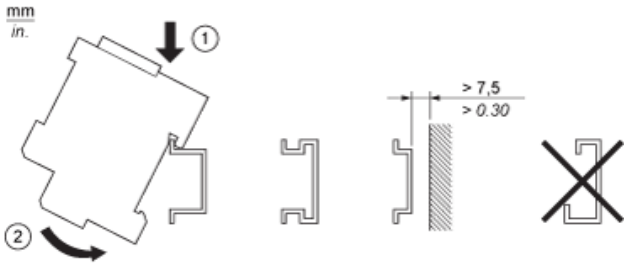
Warranty period	18 months
-----------------	-----------

Dimensions

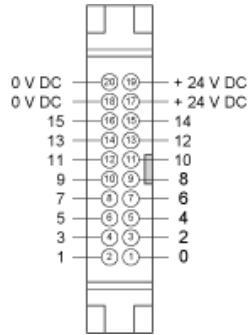


(1) ABE7BV20 / ABE7BV20E

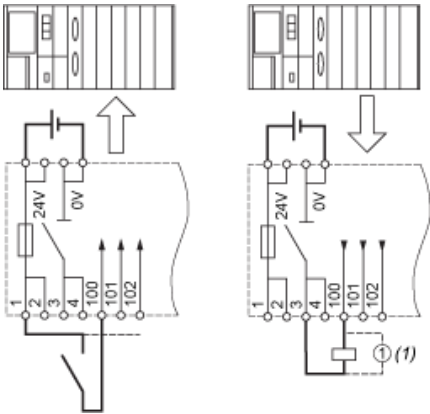
Mounting



## HE10 16 Channels



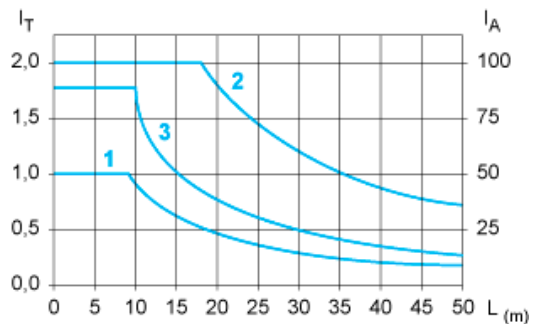
Wiring Diagrams



(1) Inductive load

Curves for Determining Cable Type and Length According to the Current

16-channel Sub-base



L Cable length

$I_T$  Total current per sub base (A)

$I_A$  Average current per channel (mA)

(1) TSXCDP••2 and ABFH20H••0 cables with c.s.a.  $0.08 \text{ mm}^2$  (AWG 28).

(2) TSXCDP••3 cables with c.s.a.  $0.34 \text{ mm}^2$  (AWG 22).

(3) Cables with c.s.a.  $0.13 \text{ mm}^2$  (AWG 26).

The curves are given for a voltage drop of 1 V in the cable. For n volts tolerance, multiply the length determined from the graph by n.